



Embassy of France in the U.S.
Economic Department



OHIO AND FRANCE

A deep and mutually beneficial relationship



18,300

jobs created by French companies in Ohio

\$ 2.8 billion annually
total bilateral trade in goods

US-FRANCE ECONOMIC PARTNERSHIP

US-FRANCE TRADE

Over **\$ 100 billion** in trade of goods & services per year

FRENCH FDI IN THE US

\$ 251 billion of French FDI stock

5th largest foreign investor for R&D in the

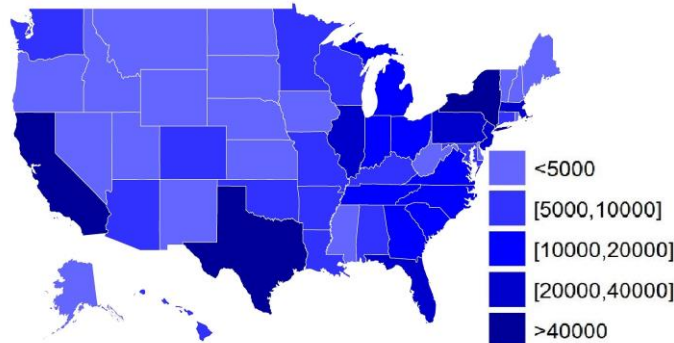
US ~**\$ 7 billion** in

R&D investments



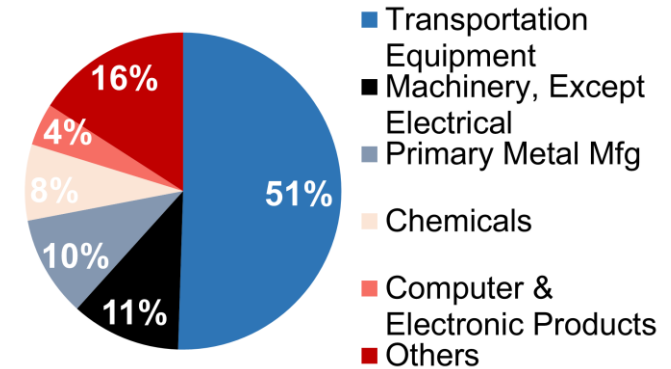
JOBS

590,600 jobs created by French firms

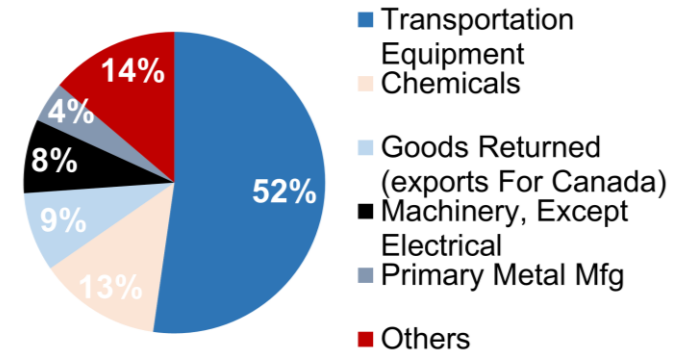


OHIO - FRANCE TRADE

Ohio **exports** to France:
\$ 1.2 billion annually



Ohio **imports** from France:
\$ 1.6 billion annually



www.frenchtreasuryintheus.org
washington@dgtresor.gouv.fr
[@FRTreasury_US](https://twitter.com/FRTreasury_US)




Some of the French-affiliated firms in Ohio



Non-exhaustive list based on publically available corporate information.

KEEP IN TOUCH!

Embassy of France / Economic Dept.

 www.frenchtreasuryintheus.org
 washington@dgtresor.gouv.fr
 @FRTreasury_US

Business France

 www.export.businessfrance.fr/etats-unis
 ameriquedunord@businessfrance.fr

CONTACTS NEAR YOU

Consulate of France in Chicago

 <http://chicago.consulfrance.org>
 contact@consulfrance-chicago.org

French-American Chamber of Commerce in Cleveland

 www.faccohio.org
 info@faccohio.org

Unless mentioned otherwise, the trade data is based on US Census Bureau statistics for 2016, in USD. Jobs figures and FDI data are based on US Bureau of Economic Analysis statistics for 2014 and 2015 respectively. Figures may not add up due to rounding. Produced by the French Treasury in the U.S. in May 2017.